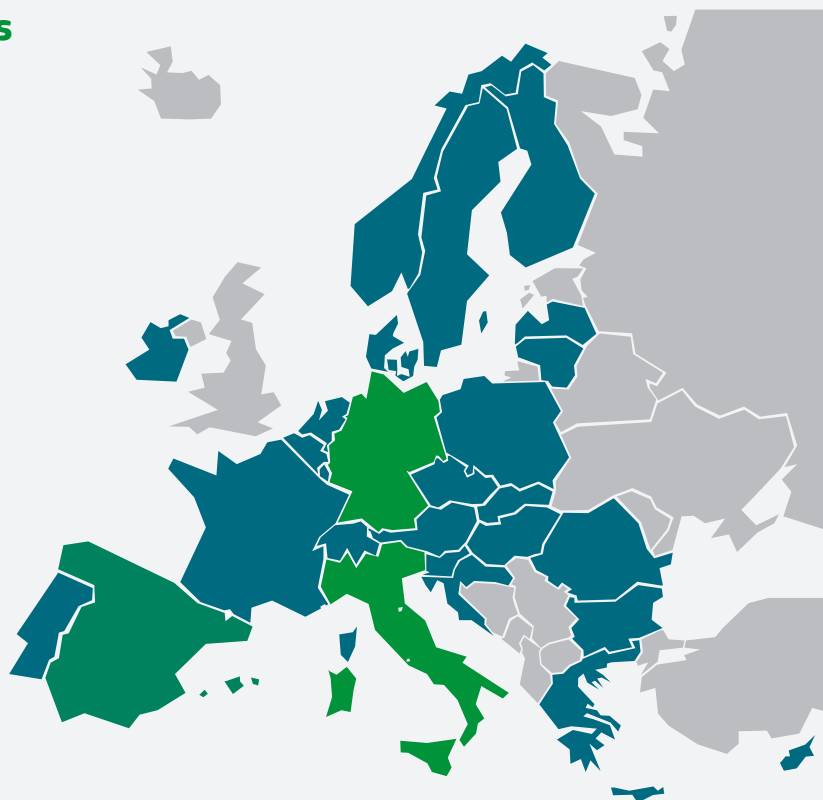
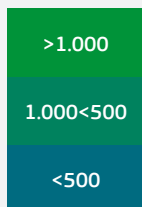




KEY FIGURES AS PER APRIL 2025

4.114 organisations and 15.815 sites are EMAS registered!

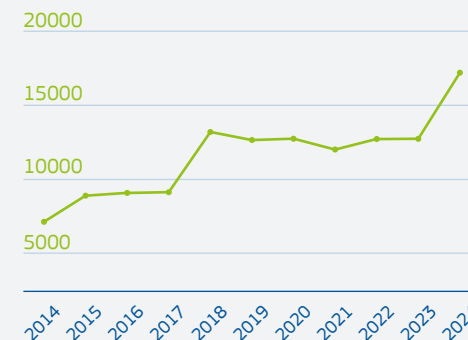
Organisations and sites per country



COUNTRY	ORGANISATIONS	SITES
Austria	279	1.513
Belgium	57	673
Bulgaria	17	44
Croatia	3*	4*
Cyprus	91	103
Czech Republic	25	53
Denmark	2	2
Estonia	23	91
Finland	5	17
France	12	15
Germany	1.127	4.592
Greece	34	1.419
Hungary	27*	54*
Ireland	1	1
Italy	1.198	4.718
Latvia	0	0
Lithuania	3	4
Luxembourg	8	16
Malta	1	1
Netherlands	2	2
Norway	1	18
Poland	74	514
Portugal	43	80
Romania	13	14
Slovakia	202	316
Slovenia	9	14
Spain	849	1.518
Sweden	7*	17*
Switzerland	1*	2*

* Numbers from EU EMAS Register

Trend of the increase in registrations over the last years



Top increase in registration compared to June 2024

Net increase



Slovakia



Italy



Germany



Cyprus

Percentage increase



Netherlands



Slovakia



France



Estonia

Leading sectors



Waste collection, treatment and disposal activities



Public administration and defence, compulsory social security



Specialised construction activities



Electricity, gas, steam and air conditioning supply



Civil Engineering



Services to buildings and landscape activities